

0001

Oct 17, 2022

Male | Age: 59 | Height: 178 cm | Weight: 76 kg

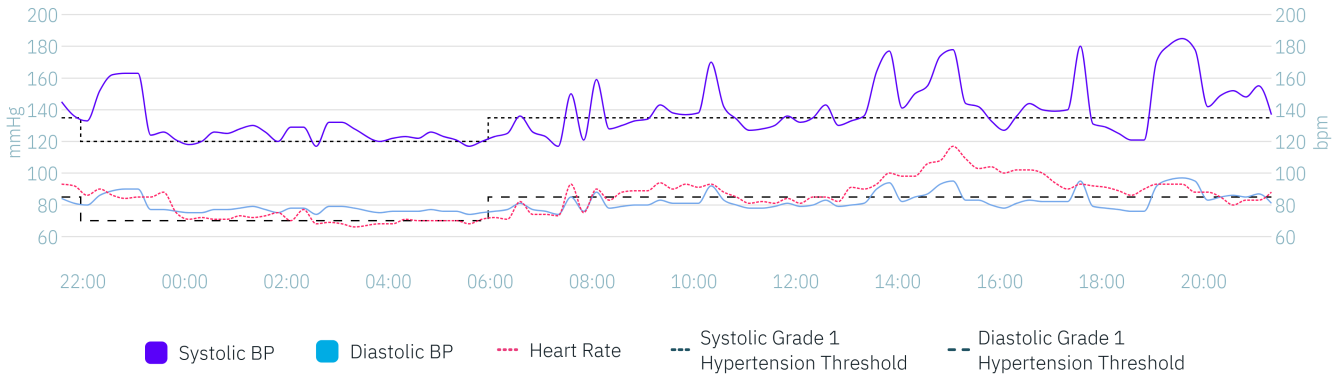
Start Time: 21:30
End Time: 21:30

Bed Time: 22:00
Wake Up: 06:00

Measurement Interval: 15 minutes
No. of Measurements: 95

Baseline Pulse: 80 bpm
Baseline Blood Pressure: 134/80 mmHg

24-Hour Overview

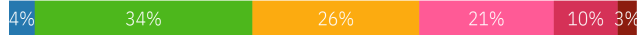


Blood Pressure

137/81 mmHg

Percentage in Range

Systolic Blood Pressure

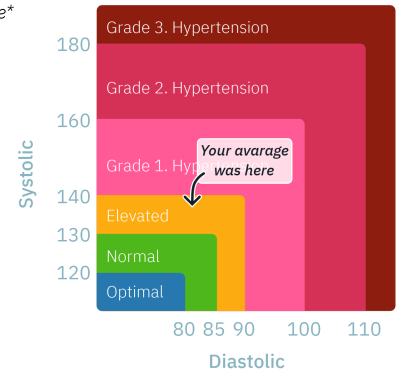


Diastolic Blood Pressure



Average Blood Pressure Range*

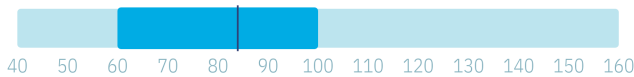
Elevated



Heart Rate

84 bpm


Within normal range



Mean Arterial Pressure

100 mmHg

Within normal range



*Hypertension thresholds follow the European Society of Hypertension guidelines.

Nighttime vs. Daytime



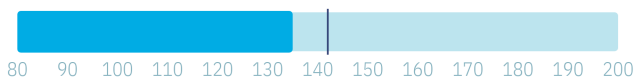
Daytime

09:30 PM - 10:00 PM & 06:00 AM - 09:30 PM

Systolic Blood Pressure

142 mmHg


Above normal range



Diastolic Blood Pressure

82 mmHg

Within normal range




Nighttime

10:00 PM - 06:00 AM

Systolic Blood Pressure

128 mmHg


Above normal range



Diastolic Blood Pressure

78 mmHg

Above normal range




Nocturnal Dipping

Systolic Dipping

Non-dipper

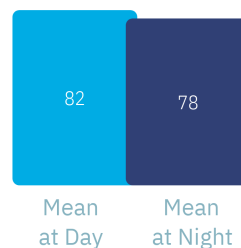
↓9%



Diastolic Dipping

Non-dipper

↓4%



Blood Pressure by Time Frame



Morning
06:00 - 11:59



Noon
12:00 - 17:59



Evening
18:00 - 23:59



Night
00:00 - 05:59

Systolic

Mean: 134
Maximum: 170
Minimum: 117

Mean: 146
Maximum: 180
Minimum: 127

Mean: 146
Maximum: 185
Minimum: 121

Mean: 124
Maximum: 132
Minimum: 117

Diastolic

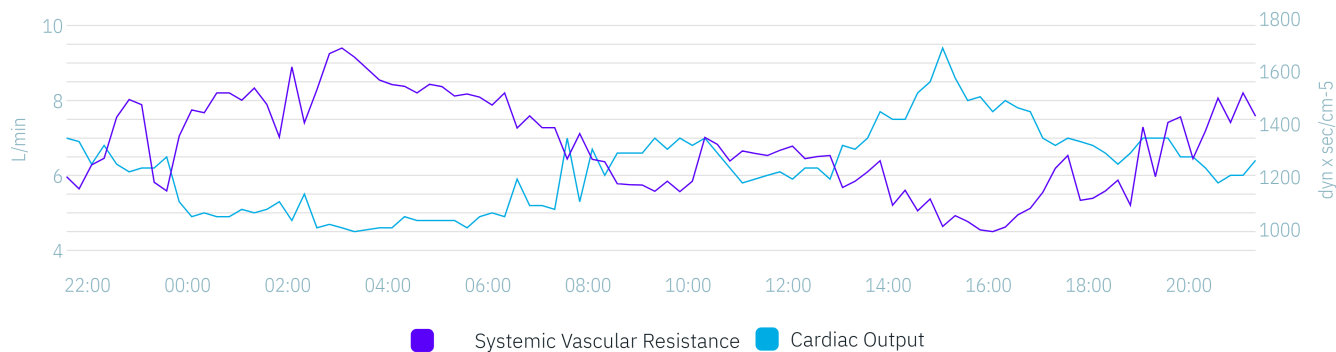
Mean: 80
Maximum: 92
Minimum: 74

Mean: 84
Maximum: 95
Minimum: 78

Mean: 84
Maximum: 97
Minimum: 76

Mean: 76
Maximum: 79
Minimum: 74

Cardiac Output & Systemic Vascular Resistance



Cardiac Output

6 L/min

Within normal range



Systemic Vascular Resistance

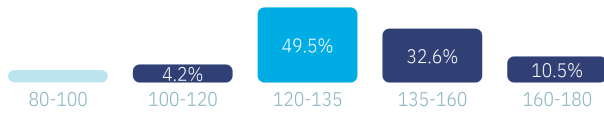
1314 dyn x sec/cm-5

Above normal range

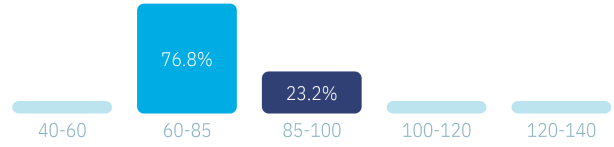


Percentage Histograms

Systolic Blood Pressure



Diastolic Blood Pressure



Heart Rate



Report Notes

Diagnosis

Time	HR	SBP	DBP	MAP	CO	SVR	SPO2
16/10/22 21:35	93	145	84	104	7	1200	99
16/10/22 21:50	92	136	81	99	6.9	1154	99
16/10/22 22:05	86	133	80	98	6.3	1244	99
16/10/22 22:20	90	152	86	108	6.8	1270	99
16/10/22 22:35	86	162	89	113	6.3	1425	
16/10/22 22:50	84	163	90	114	6.1	1492	
16/10/22 23:05	85	163	90	114	6.2	1473	99
16/10/22 23:20	85	124	77	93	6.2	1178	99
16/10/22 23:35	88	126	77	93	6.5	1145	98
16/10/22 23:50	75	121	76	91	5.3	1354	99
17/10/22 00:05	71	118	75	89	4.9	1453	98
17/10/22 00:20	72	120	75	90	5	1443	99
17/10/22 00:35	71	126	77	93	4.9	1517	99
17/10/22 00:50	71	125	77	93	4.9	1518	99
17/10/22 01:05	73	128	78	95	5.1	1490	99
17/10/22 01:20	72	130	79	96	5	1536	99
17/10/22 01:35	73	126	77	93	5.1	1474	99
17/10/22 01:50	75	120	75	90	5.3	1350	99
17/10/22 02:05	70	129	78	95	4.8	1617	99
17/10/22 02:20	77	129	78	95	5.5	1404	99
17/10/22 02:35	68	117	74	88	4.6	1530	99
17/10/22 02:50	69	132	79	97	4.7	1667	99
17/10/22 03:05	68	132	79	97	4.6	1688	99
17/10/22 03:20	66	128	78	94	4.5	1653	99
17/10/22 03:50	68	120	75	90	4.6	1566	
17/10/22 04:05	68	122	76	91	4.6	1549	
17/10/22 04:20	71	123	76	92	4.9	1542	
17/10/22 04:35	70	122	76	91	4.8	1517	
17/10/22 04:50	70	126	77	93	4.8	1550	
17/10/22 05:05	70	123	76	92	4.8	1541	
17/10/22 05:20	70	121	76	91	4.8	1505	
17/10/22 05:35	68	117	74	88	4.6	1514	
17/10/22 05:50	71	120	75	90	4.9	1502	
17/10/22 06:05	72	123	76	92	5	1472	
17/10/22 06:20	71	125	77	93	4.9	1518	
17/10/22 06:35	82	136	81	99	5.9	1384	
17/10/22 06:50	74	126	77	93	5.2	1431	99
17/10/22 07:05	74	123	76	92	5.2	1385	
17/10/22 07:20	73	117	74	88	5.1	1385	
17/10/22 07:35	93	150	85	107	7	1267	
17/10/22 07:50	75	121	76	91	5.3	1363	
17/10/22 08:05	90	159	88	112	6.7	1265	
17/10/22 08:20	83	128	78	95	6	1257	
17/10/22 08:35	88	130	79	96	6.6	1173	
17/10/22 08:50	89	133	80	98	6.6	1170	
17/10/22 09:05	89	134	80	98	6.6	1168	
17/10/22 09:20	94	143	83	103	7	1144	

Time	HR	SBP	DBP	MAP	CO	SVR	SPO2
17/10/22 09:35	90	138	81	100	6.7	1182	
17/10/22 09:50	93	137	81	100	7	1143	
17/10/22 10:05	91	138	81	100	6.8	1182	
17/10/22 10:20	93	170	92	118	7	1349	
17/10/22 10:35	88	142	83	103	6.6	1322	
17/10/22 10:50	85	134	80	98	6.2	1259	
17/10/22 11:05	81	127	78	94	5.8	1297	
17/10/22 11:20	82	128	78	95	5.9	1288	
17/10/22 11:35	81	130	79	96	6	1280	
17/10/22 11:50	84	136	81	99	6.1	1300	
17/10/22 12:05	81	132	79	97	5.9	1316	
17/10/22 12:20	85	135	80	98	6.2	1268	
17/10/22 12:35	85	143	83	103	6.2	1276	
17/10/22 12:50	82	130	79	96	5.9	1280	
17/10/22 13:05	91	133	80	98	6.8	1159	
17/10/22 13:20	90	136	81	99	6.7	1182	
17/10/22 13:35	93	164	90	115	7	1218	
17/10/22 13:50	100	177	94	122	7.7	1260	
17/10/22 14:05	98	141	82	102	7.5	1091	
17/10/22 14:20	98	150	85	107	7.5	1148	
17/10/22 14:35	106	155	87	110	8.2	1070	
17/10/22 14:50	108	174	93	120	8.5	1115	
17/10/22 15:05	117	178	95	123	9.4	1011	
17/10/22 15:20	109	144	83	103	8.6	1052	
17/10/22 15:35	103	142	83	103	8	1030	
17/10/22 15:50	104	133	80	98	8.1	998	
17/10/22 16:05	100	127	78	94	7.7	991	
17/10/22 16:20	102	136	81	99	8	1009	
17/10/22 16:35	102	144	83	103	7.8	1055	
17/10/22 16:50	100	140	82	101	7.7	1080	
17/10/22 17:05	94	139	82	101	7	1140	
17/10/22 17:20	90	140	82	101	6.8	1231	
17/10/22 17:35	93	180	95	123	7	1280	
17/10/22 17:50	92	131	79	96	6.9	1110	
17/10/22 18:05	91	129	78	95	6.8	1118	
17/10/22 18:20	89	125	77	93	6.6	1145	
17/10/22 18:35	86	121	76	91	6.3	1187	
17/10/22 18:50	90	121	76	91	6.6	1091	
17/10/22 19:05	93	171	92	118	7	1388	99
17/10/22 19:20	93	181	96	124	7	1200	
17/10/22 19:35	93	185	97	126	7	1406	
17/10/22 19:50	88	178	95	123	6.5	1426	
17/10/22 20:05	88	142	83	103	6.5	1268	
17/10/22 20:20	85	149	85	106	6.2	1374	
17/10/22 20:35	80	152	86	108	5.8	1498	
17/10/22 20:50	83	148	85	106	6	1405	
17/10/22 21:05	83	155	87	110	6	1517	
17/10/22 21:20	88	137	81	100	6.4	1429	